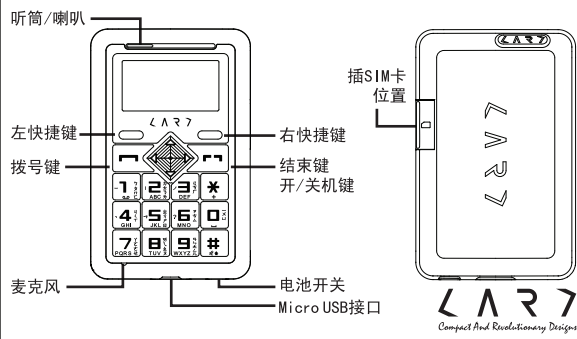
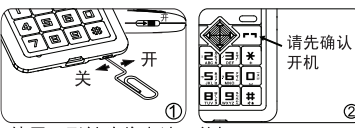


CM1-Globe 快速说明书



第一次开机

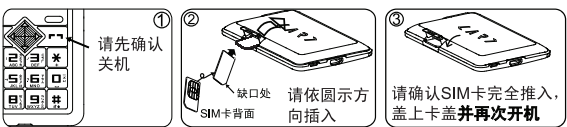


*使用回形针头将电池开关打开
*长期不使用时请将电池开关关闭

退出SIM卡



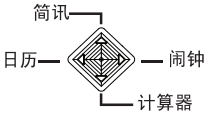
安装SIM卡



注意：本款手机支持1.8V和3V的SIM卡，不支持5V的SIM卡，如使用Micro或Nano SIM卡，请套上CARD专用SIM卡转换卡后再使用。
警告：若要插入/取出SIM卡，请先将手机关机。否则，SIM卡内所存储的资料有可能会被损毁。

快捷键：

1. 上键：信息功能
2. 下键：计算器功能
3. 左键：日历功能
4. 右键：闹钟功能

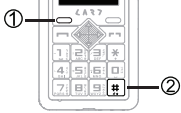


语言切换快捷键：

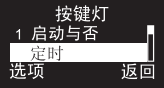
在任何语言下切换至中文系统：*#0886#

解锁：

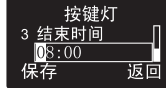
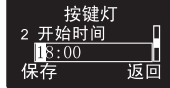
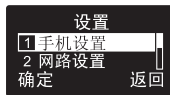
先按左快捷键①
再按#键②



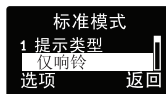
按键灯：



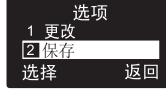
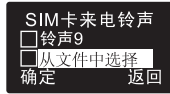
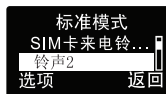
闹铃：



来电振动：



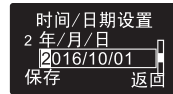
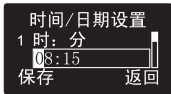
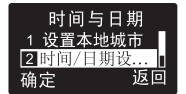
自定义铃声：



快速拨号：



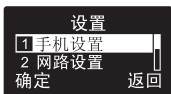
时间与日期：



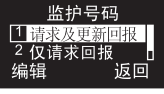
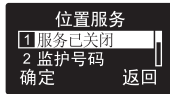
录音：



定时开关机：

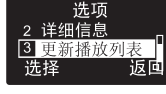
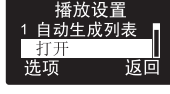


CM1追踪器：



音乐播放器：

*上下键可调整音量大小 *左右键可切换歌曲



调频广播：

*上下键可调整音量大小 *左右键可调整FM频道

